

Results of the Research Assessment Exercise 2020

Reading Guide

1. The order of RAE 2020 results in which they are given is alphabetical by the full official name of universities.

Universities

CityU	City University of Hong Kong
HKBU	Hong Kong Baptist University
LU	Lingnan University
CUHK	The Chinese University of Hong Kong
EdUHK	The Education University of Hong Kong
PolyU	The Hong Kong Polytechnic University
HKUST	The Hong Kong University of Science and Technology
HKU	The University of Hong Kong

2. The results are not for comparison purposes and not to be used in a standalone manner. This should be read in conjunction with the Guidance Notes, General Panel Guidelines and Panel-specific Guidelines on Assessment Criteria and Working Methods for the RAE 2020.

3. A Panel produced an overall quality profile by assessing three distinct elements of the assessment – research outputs, impact and environment – to produce a sub-profile for each element. The three sub-profiles of a unit of assessment will be aggregated to form the overall quality profile for the unit of assessment, with the research outputs weighted 70%, impact weighted 15% and environment weighted 15%. The overall quality profile and the sub-profiles shows the proportion of research activity in the submission judged to meet the definitions of starred levels. The sector-wide results and the results at university level by panel in the tables are computed by aggregating the results based on number of submissions.

Overall quality profile categories :

4 star	world leading
3 star	internationally excellent
2 star	international standing
1 star	limited standing
unclassified	

Outputs sub-profile categories :

4 star	world leading in terms of originality, significance and rigour
3 star	internationally excellent in terms of originality, significance and rigour
2 star	international standing in terms of originality, significance and rigour
1 star	research outputs of limited originality, significance and rigour
unclassified	not reaching the standard of 1 star; or not regarded as research outputs in the RAE 2020; or missing item in the submission

Impact sub-profile categories :

4 star	outstanding impacts in terms of their reach and significance
3 star	considerable impacts in terms of their reach and significance
2 star	some impacts in terms of their reach and significance
1 star	limited impacts in terms of their reach and significance
unclassified	the impact is of either no reach or no significance; or the impact was not eligible; or the impact was not underpinned by research produced by the submitting unit; or nil submission

Environment sub-profile categories :

4 star	an environment that is conducive to producing research of world-leading quality, in terms of its vitality and sustainability
3 star	an environment that is conducive to producing research of internationally excellent quality, in terms of its vitality and sustainability
2 star	an environment that is conducive to producing research of internationally recognised quality, in terms of its vitality and sustainability
1 star	an environment that is conducive to producing research of limited quality, in terms of its vitality and sustainability
unclassified	an environment that is not conducive to producing research of 1 star quality; or nil submission

4. In accordance with Guidance Notes paragraph 4.4 –

Universities' assignment of eligible academic staff to a research area and respective units of assessment can be subject to re-assignment by the UGC in case of an anomaly, such as the assignment of certain staff members to a research area and unit of assessment and yet a major part or even all of their research outputs are in the field of other research area(s) or unit(s) of assessment or RAE panel(s). The re-assignment will be based on the recommendations of relevant RAE panel(s) and clarifications made by universities concerned, if any. The re-assignment made will be final in forming the RAE results and no appeal on this will be considered.

The numbers of eligible staff shown in the tables have incorporated re-assignments by the UGC based on the recommendations of relevant RAE panels after considering the clarifications made by the universities concerned.

5. The number of staff covered by each panel varies significantly. The largest panel covers 650 or more eligible staff, while the smallest only covers about 100. The number of eligible staff in each university and each panel also varies.

6. Universities have made submission to different number of units of assessment in each panel. For example, University A has made submission to only one unit of assessment in the Biology Panel, while University B two.

7. In view of (5) and (6) above, it is neither fair nor appropriate to compare the quality profiles of different universities.

Results of the Research Assessment Exercise 2020

Panel 1 - Biology

Sector-wide / university	Quality profile & sub-profiles	Percentage judged to meet the standard of :					<div><div><div>4*</div><div>3*</div><div>2*</div><div>1*</div><div>u/c</div></div></div>					No. of eligible staff
		4*	3*	2*	1*	u/c	<div><div><div></div><div></div><div></div><div></div><div></div></div></div>	<div><div><div></div><div></div><div></div><div></div><div></div></div></div>	<div><div><div></div><div></div><div></div><div></div><div></div></div></div>	<div><div><div></div><div></div><div></div><div></div><div></div></div></div>	<div><div><div></div><div></div><div></div><div></div><div></div></div></div>	
Sector-wide	Overall	24	38	31	6	1	<div><div><div></div><div></div><div></div><div></div><div></div></div></div>	<div><div><div></div><div></div><div></div><div></div><div></div></div></div>	<div><div><div></div><div></div><div></div><div></div><div></div></div></div>	<div><div><div></div><div></div><div></div><div></div><div></div></div></div>	<div><div><div></div><div></div><div></div><div></div><div></div></div></div>	245
	Outputs	16	43	34	5	2	<div><div><div></div><div></div><div></div><div></div><div></div></div></div>	<div><div><div></div><div></div><div></div><div></div><div></div></div></div>	<div><div><div></div><div></div><div></div><div></div><div></div></div></div>	<div><div><div></div><div></div><div></div><div></div><div></div></div></div>	<div><div><div></div><div></div><div></div><div></div><div></div></div></div>	
	Impact	28	33	28	11	0	<div><div><div></div><div></div><div></div><div></div><div></div></div></div>	<div><div><div></div><div></div><div></div><div></div><div></div></div></div>	<div><div><div></div><div></div><div></div><div></div><div></div></div></div>	<div><div><div></div><div></div><div></div><div></div><div></div></div></div>	<div><div><div></div><div></div><div></div><div></div><div></div></div></div>	
	Environment	56	22	22	0	0	<div><div><div></div><div></div><div></div><div></div><div></div></div></div>	<div><div><div></div><div></div><div></div><div></div><div></div></div></div>	<div><div><div></div><div></div><div></div><div></div><div></div></div></div>	<div><div><div></div><div></div><div></div><div></div><div></div></div></div>	<div><div><div></div><div></div><div></div><div></div><div></div></div></div>	
City University of Hong Kong	Overall	13	38	41	7	1	<div><div><div></div><div></div><div></div><div></div><div></div></div></div>	<div><div><div></div><div></div><div></div><div></div><div></div></div></div>	<div><div><div></div><div></div><div></div><div></div><div></div></div></div>	<div><div><div></div><div></div><div></div><div></div><div></div></div></div>	<div><div><div></div><div></div><div></div><div></div><div></div></div></div>	33
	Outputs	19	54	22	3	2	<div><div><div></div><div></div><div></div><div></div><div></div></div></div>	<div><div><div></div><div></div><div></div><div></div><div></div></div></div>	<div><div><div></div><div></div><div></div><div></div><div></div></div></div>	<div><div><div></div><div></div><div></div><div></div><div></div></div></div>	<div><div><div></div><div></div><div></div><div></div><div></div></div></div>	
	Impact	0	0	67	33	0	<div><div><div></div><div></div><div></div><div></div><div></div></div></div>	<div><div><div></div><div></div><div></div><div></div><div></div></div></div>	<div><div><div></div><div></div><div></div><div></div><div></div></div></div>	<div><div><div></div><div></div><div></div><div></div><div></div></div></div>	<div><div><div></div><div></div><div></div><div></div><div></div></div></div>	
	Environment	0	0	100	0	0	<div><div><div></div><div></div><div></div><div></div><div></div></div></div>	<div><div><div></div><div></div><div></div><div></div><div></div></div></div>	<div><div><div></div><div></div><div></div><div></div><div></div></div></div>	<div><div><div></div><div></div><div></div><div></div><div></div></div></div>	<div><div><div></div><div></div><div></div><div></div><div></div></div></div>	
Hong Kong Baptist University	Overall	23	34	40	3	0	<div><div><div></div><div></div><div></div><div></div><div></div></div></div>	<div><div><div></div><div></div><div></div><div></div><div></div></div></div>	<div><div><div></div><div></div><div></div><div></div><div></div></div></div>	<div><div><div></div><div></div><div></div><div></div><div></div></div></div>	<div><div><div></div><div></div><div></div><div></div><div></div></div></div>	12
	Outputs	11	28	56	5	0	<div><div><div></div><div></div><div></div><div></div><div></div></div></div>	<div><div><div></div><div></div><div></div><div></div><div></div></div></div>	<div><div><div></div><div></div><div></div><div></div><div></div></div></div>	<div><div><div></div><div></div><div></div><div></div><div></div></div></div>	<div><div><div></div><div></div><div></div><div></div><div></div></div></div>	
	Impact	100	0	0	0	0	<div><div><div></div><div></div><div></div><div></div><div></div></div></div>	<div><div><div></div><div></div><div></div><div></div><div></div></div></div>	<div><div><div></div><div></div><div></div><div></div><div></div></div></div>	<div><div><div></div><div></div><div></div><div></div><div></div></div></div>	<div><div><div></div><div></div><div></div><div></div><div></div></div></div>	
	Environment	0	100	0	0	0	<div><div><div></div><div></div><div></div><div></div><div></div></div></div>	<div><div><div></div><div></div><div></div><div></div><div></div></div></div>	<div><div><div></div><div></div><div></div><div></div><div></div></div></div>	<div><div><div></div><div></div><div></div><div></div><div></div></div></div>	<div><div><div></div><div></div><div></div><div></div><div></div></div></div>	
The Chinese University of Hong Kong	Overall	29	37	26	7	1	<div><div><div></div><div></div><div></div><div></div><div></div></div></div>	<div><div><div></div><div></div><div></div><div></div><div></div></div></div>	<div><div><div></div><div></div><div></div><div></div><div></div></div></div>	<div><div><div></div><div></div><div></div><div></div><div></div></div></div>	<div><div><div></div><div></div><div></div><div></div><div></div></div></div>	70
	Outputs	11	45	37	6	1	<div><div><div></div><div></div><div></div><div></div><div></div></div></div>	<div><div><div></div><div></div><div></div><div></div><div></div></div></div>	<div><div><div></div><div></div><div></div><div></div><div></div></div></div>	<div><div><div></div><div></div><div></div><div></div><div></div></div></div>	<div><div><div></div><div></div><div></div><div></div><div></div></div></div>	
	Impact	40	40	0	20	0	<div><div><div></div><div></div><div></div><div></div><div></div></div></div>	<div><div><div></div><div></div><div></div><div></div><div></div></div></div>	<div><div><div></div><div></div><div></div><div></div><div></div></div></div>	<div><div><div></div><div></div><div></div><div></div><div></div></div></div>	<div><div><div></div><div></div><div></div><div></div><div></div></div></div>	
	Environment	100	0	0	0	0	<div><div><div></div><div></div><div></div><div></div><div></div></div></div>	<div><div><div></div><div></div><div></div><div></div><div></div></div></div>	<div><div><div></div><div></div><div></div><div></div><div></div></div></div>	<div><div><div></div><div></div><div></div><div></div><div></div></div></div>	<div><div><div></div><div></div><div></div><div></div><div></div></div></div>	
The Hong Kong Polytechnic University	Overall	7	56	31	4	2	<div><div><div></div><div></div><div></div><div></div><div></div></div></div>	<div><div><div></div><div></div><div></div><div></div><div></div></div></div>	<div><div><div></div><div></div><div></div><div></div><div></div></div></div>	<div><div><div></div><div></div><div></div><div></div><div></div></div></div>	<div><div><div></div><div></div><div></div><div></div><div></div></div></div>	15
	Outputs	10	37	44	6	3	<div><div><div></div><div></div><div></div><div></div><div></div></div></div>	<div><div><div></div><div></div><div></div><div></div><div></div></div></div>	<div><div><div></div><div></div><div></div><div></div><div></div></div></div>	<div><div><div></div><div></div><div></div><div></div><div></div></div></div>	<div><div><div></div><div></div><div></div><div></div><div></div></div></div>	
	Impact	0	100	0	0	0	<div><div><div></div><div></div><div></div><div></div><div></div></div></div>	<div><div><div></div><div></div><div></div><div></div><div></div></div></div>	<div><div><div></div><div></div><div></div><div></div><div></div></div></div>	<div><div><div></div><div></div><div></div><div></div><div></div></div></div>	<div><div><div></div><div></div><div></div><div></div><div></div></div></div>	
	Environment	0	100	0	0	0	<div><div><div></div><div></div><div></div><div></div><div></div></div></div>	<div><div><div></div><div></div><div></div><div></div><div></div></div></div>	<div><div><div></div><div></div><div></div><div></div><div></div></div></div>	<div><div><div></div><div></div><div></div><div></div><div></div></div></div>	<div><div><div></div><div></div><div></div><div></div><div></div></div></div>	
The Hong Kong University of Science and Technology	Overall	30	33	31	3	3	<div><div><div></div><div></div><div></div><div></div><div></div></div></div>	<div><div><div></div><div></div><div></div><div></div><div></div></div></div>	<div><div><div></div><div></div><div></div><div></div><div></div></div></div>	<div><div><div></div><div></div><div></div><div></div><div></div></div></div>	<div><div><div></div><div></div><div></div><div></div><div></div></div></div>	43
	Outputs	22	40	30	3	5	<div><div><div></div><div></div><div></div><div></div><div></div></div></div>	<div><div><div></div><div></div><div></div><div></div><div></div></div></div>	<div><div><div></div><div></div><div></div><div></div><div></div></div></div>	<div><div><div></div><div></div><div></div><div></div><div></div></div></div>	<div><div><div></div><div></div><div></div><div></div><div></div></div></div>	
	Impact	0	33	67	0	0	<div><div><div></div><div></div><div></div><div></div><div></div></div></div>	<div><div><div></div><div></div><div></div><div></div><div></div></div></div>	<div><div><div></div><div></div><div></div><div></div><div></div></div></div>	<div><div><div></div><div></div><div></div><div></div><div></div></div></div>	<div><div><div></div><div></div><div></div><div></div><div></div></div></div>	
	Environment	100	0	0	0	0	<div><div><div></div><div></div><div></div><div></div><div></div></div></div>	<div><div><div></div><div></div><div></div><div></div><div></div></div></div>	<div><div><div></div><div></div><div></div><div></div><div></div></div></div>	<div><div><div></div><div></div><div></div><div></div><div></div></div></div>	<div><div><div></div><div></div><div></div><div></div><div></div></div></div>	
The University of Hong Kong	Overall	34	34	28	3	1	<div><div><div></div><div></div><div></div><div></div><div></div></div></div>	<div><div><div></div><div></div><div></div><div></div><div></div></div></div>	<div><div><div></div><div></div><div></div><div></div><div></div></div></div>	<div><div><div></div><div></div><div></div><div></div><div></div></div></div>	<div><div><div></div><div></div><div></div><div></div><div></div></div></div>	72
	Outputs	19	40	35	4	2	<div><div><div></div><div></div><div></div><div></div><div></div></div></div>	<div><div><div></div><div></div><div></div><div></div><div></div></div></div>	<div><div><div></div><div></div><div></div><div></div><div></div></div></div>	<div><div><div></div><div></div><div></div><div></div><div></div></div></div>	<div><div><div></div><div></div><div></div><div></div><div></div></div></div>	
	Impact	40	40	20	0	0	<div><div><div></div><div></div><div></div><div></div><div></div></div></div>	<div><div><div></div><div></div><div></div><div></div><div></div></div></div>	<div><div><div></div><div></div><div></div><div></div><div></div></div></div>	<div><div><div></div><div></div><div></div><div></div><div></div></div></div>	<div><div><div></div><div></div><div></div><div></div><div></div></div></div>	
	Environment	100	0	0	0	0	<div><div><div></div><div></div><div></div><div></div><div></div></div></div>	<div><div><div></div><div></div><div></div><div></div><div></div></div></div>	<div><div><div></div><div></div><div></div><div></div><div></div></div></div>	<div><div><div></div><div></div><div></div><div></div><div></div></div></div>	<div><div><div></div><div></div><div></div><div></div><div></div></div></div>	

End of list

Results of the Research Assessment Exercise 2020

Panel 2 - Health Sciences

Sector-wide / university	Quality profile & sub-profiles	Percentage judged to meet the standard of :					<div><div>4*</div><div>3*</div><div>2*</div><div>1*</div><div>u/c</div></div>					No. of eligible staff
		4*	3*	2*	1*	u/c	<div><div></div><div></div><div></div><div></div><div></div></div>	<div><div></div><div></div><div></div><div></div><div></div></div>	<div><div></div><div></div><div></div><div></div><div></div></div>	<div><div></div><div></div><div></div><div></div><div></div></div>	<div><div></div><div></div><div></div><div></div><div></div></div>	
Sector-wide	Overall	18	44	32	5	1	<div><div></div><div></div><div></div><div></div><div></div></div>					577
	Outputs	13	43	35	7	2	<div><div></div><div></div><div></div><div></div><div></div></div>					
	Impact	27	50	23	0	0	<div><div></div><div></div><div></div><div></div><div></div></div>					
	Environment	33	45	22	0	0	<div><div></div><div></div><div></div><div></div><div></div></div>					
Hong Kong Baptist University	Overall	7	39	45	2	7	<div><div></div><div></div><div></div><div></div><div></div></div>					22
	Outputs	10	34	43	3	10	<div><div></div><div></div><div></div><div></div><div></div></div>					
	Impact	0	0	100	0	0	<div><div></div><div></div><div></div><div></div><div></div></div>					
	Environment	0	100	0	0	0	<div><div></div><div></div><div></div><div></div><div></div></div>					
The Chinese University of Hong Kong	Overall	16	42	36	5	1	<div><div></div><div></div><div></div><div></div><div></div></div>					196
	Outputs	11	42	38	7	2	<div><div></div><div></div><div></div><div></div><div></div></div>					
	Impact	20	50	30	0	0	<div><div></div><div></div><div></div><div></div><div></div></div>					
	Environment	33	34	33	0	0	<div><div></div><div></div><div></div><div></div><div></div></div>					
The Hong Kong Polytechnic University	Overall	7	38	47	7	1	<div><div></div><div></div><div></div><div></div><div></div></div>					96
	Outputs	10	37	41	10	2	<div><div></div><div></div><div></div><div></div><div></div></div>					
	Impact	0	80	20	0	0	<div><div></div><div></div><div></div><div></div><div></div></div>					
	Environment	0	0	100	0	0	<div><div></div><div></div><div></div><div></div><div></div></div>					
The University of Hong Kong	Overall	26	46	23	4	1	<div><div></div><div></div><div></div><div></div><div></div></div>					263
	Outputs	16	46	31	5	2	<div><div></div><div></div><div></div><div></div><div></div></div>					
	Impact	46	46	8	0	0	<div><div></div><div></div><div></div><div></div><div></div></div>					
	Environment	50	50	0	0	0	<div><div></div><div></div><div></div><div></div><div></div></div>					
End of list												

End of list

Results of the Research Assessment Exercise 2020

Panel 3 - Physical Sciences

Sector-wide / university	Quality profile & sub-profiles	Percentage judged to meet the standard of :					No. of eligible staff
		4*	3*	2*	1*	u/c	
Sector-wide	Overall	31	54	13	1	1	486
	Outputs	26	56	15	1	2	
	Impact	36	54	10	0	0	
	Environment	47	50	3	0	0	
City University of Hong Kong	Overall	26	60	13	0	1	90
	Outputs	28	57	13	0	2	
	Impact	13	62	25	0	0	
	Environment	27	73	0	0	0	
Hong Kong Baptist University	Overall	13	69	17	0	1	38
	Outputs	19	61	19	0	1	
	Impact	0	75	25	0	0	
	Environment	0	100	0	0	0	
The Chinese University of Hong Kong	Overall	34	56	8	1	1	85
	Outputs	29	57	11	2	1	
	Impact	25	75	0	0	0	
	Environment	65	35	0	0	0	
The Education University of Hong Kong	Overall	4	44	44	8	0	28
	Outputs	5	40	43	12	0	
	Impact	0	50	50	0	0	
	Environment	0	63	37	0	0	
The Hong Kong Polytechnic University	Overall	30	62	8	0	0	62
	Outputs	24	65	11	0	0	
	Impact	40	60	0	0	0	
	Environment	45	55	0	0	0	
The Hong Kong University of Science and Technology	Overall	45	40	12	0	3	95
	Outputs	30	49	16	0	5	
	Impact	71	29	0	0	0	
	Environment	87	13	0	0	0	
The University of Hong Kong	Overall	41	49	9	1	0	88
	Outputs	27	58	13	2	0	
	Impact	63	37	0	0	0	
	Environment	85	15	0	0	0	

End of list

Results of the Research Assessment Exercise 2020

Panel 4 - Electrical & Electronic Engineering

Sector-wide / university	Quality profile & sub-profiles	Percentage judged to meet the standard of :					4* 3* 2* 1* u/c					No. of eligible staff
		4*	3*	2*	1*	u/c	4*	3*	2*	1*	u/c	
Sector-wide	Overall	28	50	20	2	0	<div><div></div><div></div><div></div><div></div><div></div></div>					182
	Outputs	16	54	27	3	0	<div><div></div><div></div><div></div><div></div><div></div></div>					
	Impact	29	64	7	0	0	<div><div></div><div></div><div></div><div></div><div></div></div>					
	Environment	80	20	0	0	0	<div><div></div><div></div><div></div><div></div><div></div></div>					
City University of Hong Kong	Overall	28	50	19	2	1	<div><div></div><div></div><div></div><div></div><div></div></div>					44
	Outputs	11	57	28	3	1	<div><div></div><div></div><div></div><div></div><div></div></div>					
	Impact	33	67	0	0	0	<div><div></div><div></div><div></div><div></div><div></div></div>					
	Environment	100	0	0	0	0	<div><div></div><div></div><div></div><div></div><div></div></div>					
The Chinese University of Hong Kong	Overall	29	58	13	0	0	<div><div></div><div></div><div></div><div></div><div></div></div>					32
	Outputs	20	61	19	0	0	<div><div></div><div></div><div></div><div></div><div></div></div>					
	Impact	0	100	0	0	0	<div><div></div><div></div><div></div><div></div><div></div></div>					
	Environment	100	0	0	0	0	<div><div></div><div></div><div></div><div></div><div></div></div>					
The Hong Kong Polytechnic University	Overall	10	59	25	5	1	<div><div></div><div></div><div></div><div></div><div></div></div>					39
	Outputs	14	49	29	7	1	<div><div></div><div></div><div></div><div></div><div></div></div>					
	Impact	0	67	33	0	0	<div><div></div><div></div><div></div><div></div><div></div></div>					
	Environment	0	100	0	0	0	<div><div></div><div></div><div></div><div></div><div></div></div>					
The Hong Kong University of Science and Technology	Overall	40	40	19	1	0	<div><div></div><div></div><div></div><div></div><div></div></div>					39
	Outputs	21	50	28	1	0	<div><div></div><div></div><div></div><div></div><div></div></div>					
	Impact	67	33	0	0	0	<div><div></div><div></div><div></div><div></div><div></div></div>					
	Environment	100	0	0	0	0	<div><div></div><div></div><div></div><div></div><div></div></div>					
The University of Hong Kong	Overall	34	45	20	0	1	<div><div></div><div></div><div></div><div></div><div></div></div>					28
	Outputs	16	54	29	0	1	<div><div></div><div></div><div></div><div></div><div></div></div>					
	Impact	50	50	0	0	0	<div><div></div><div></div><div></div><div></div><div></div></div>					
	Environment	100	0	0	0	0	<div><div></div><div></div><div></div><div></div><div></div></div>					
End of list												

Results of the Research Assessment Exercise 2020

Panel 5 - Computer Science / Information Technology

Sector-wide / university	Quality profile & sub-profiles	Percentage judged to meet the standard of :					No. of eligible staff
		4*	3*	2*	1*	u/c	
Sector-wide	Overall	40	50	9	0	1	183
	Outputs	37	52	9	1	1	
	Impact	40	53	7	0	0	
	Environment	51	41	8	0	0	
City University of Hong Kong	Overall	35	53	8	0	4	33
	Outputs	32	51	11	0	6	
	Impact	33	67	0	0	0	
	Environment	54	46	0	0	0	
Hong Kong Baptist University	Overall	35	60	5	0	0	13
	Outputs	45	51	4	0	0	
	Impact	0	100	0	0	0	
	Environment	25	63	12	0	0	
The Chinese University of Hong Kong	Overall	49	44	7	0	0	39
	Outputs	37	53	10	0	0	
	Impact	67	33	0	0	0	
	Environment	87	12	1	0	0	
The Education University of Hong Kong	Overall	7	37	50	6	0	9
	Outputs	8	42	42	8	0	
	Impact	0	0	100	0	0	
	Environment	10	52	35	3	0	
The Hong Kong Polytechnic University	Overall	34	62	4	0	0	30
	Outputs	30	65	5	0	0	
	Impact	50	50	0	0	0	
	Environment	34	61	5	0	0	
The Hong Kong University of Science and Technology	Overall	50	46	4	0	0	41
	Outputs	45	49	6	0	0	
	Impact	33	67	0	0	0	
	Environment	88	12	0	0	0	
The University of Hong Kong	Overall	51	41	8	0	0	18
	Outputs	49	39	12	0	0	
	Impact	50	50	0	0	0	
	Environment	61	39	0	0	0	

End of list

Results of the Research Assessment Exercise 2020

Panel 6 - Engineering

Sector-wide / university	Quality profile & sub-profiles	Percentage judged to meet the standard of :					4*3*2*1*u/c					No. of eligible staff
		4*	3*	2*	1*	u/c	4*	3*	2*	1*	u/c	
Sector-wide	Overall	34	55	10	1	0	<div><div></div><div></div><div></div><div></div><div></div></div>					249
	Outputs	27	59	13	1	0	<div><div></div><div></div><div></div><div></div><div></div></div>					
	Impact	42	47	11	0	0	<div><div></div><div></div><div></div><div></div><div></div></div>					
	Environment	57	43	0	0	0	<div><div></div><div></div><div></div><div></div><div></div></div>					
City University of Hong Kong	Overall	32	61	7	0	0	<div><div></div><div></div><div></div><div></div><div></div></div>					54
	Outputs	29	65	6	0	0	<div><div></div><div></div><div></div><div></div><div></div></div>					
	Impact	20	60	20	0	0	<div><div></div><div></div><div></div><div></div><div></div></div>					
	Environment	60	40	0	0	0	<div><div></div><div></div><div></div><div></div><div></div></div>					
The Chinese University of Hong Kong	Overall	42	52	5	1	0	<div><div></div><div></div><div></div><div></div><div></div></div>					27
	Outputs	24	67	8	1	0	<div><div></div><div></div><div></div><div></div><div></div></div>					
	Impact	100	0	0	0	0	<div><div></div><div></div><div></div><div></div><div></div></div>					
	Environment	70	30	0	0	0	<div><div></div><div></div><div></div><div></div><div></div></div>					
The Hong Kong Polytechnic University	Overall	35	49	16	0	0	<div><div></div><div></div><div></div><div></div><div></div></div>					82
	Outputs	30	51	19	0	0	<div><div></div><div></div><div></div><div></div><div></div></div>					
	Impact	40	40	20	0	0	<div><div></div><div></div><div></div><div></div><div></div></div>					
	Environment	55	45	0	0	0	<div><div></div><div></div><div></div><div></div><div></div></div>					
The Hong Kong University of Science and Technology	Overall	32	57	10	0	1	<div><div></div><div></div><div></div><div></div><div></div></div>					50
	Outputs	24	60	15	0	1	<div><div></div><div></div><div></div><div></div><div></div></div>					
	Impact	50	50	0	0	0	<div><div></div><div></div><div></div><div></div><div></div></div>					
	Environment	53	47	0	0	0	<div><div></div><div></div><div></div><div></div><div></div></div>					
The University of Hong Kong	Overall	33	56	11	0	0	<div><div></div><div></div><div></div><div></div><div></div></div>					36
	Outputs	28	56	16	0	0	<div><div></div><div></div><div></div><div></div><div></div></div>					
	Impact	33	67	0	0	0	<div><div></div><div></div><div></div><div></div><div></div></div>					
	Environment	53	47	0	0	0	<div><div></div><div></div><div></div><div></div><div></div></div>					
End of list												

Results of the Research Assessment Exercise 2020

Panel 7 - Built Environment

Sector-wide / university	Quality profile & sub-profiles	Percentage judged to meet the standard of :					4*3*2*1*u/c					No. of eligible staff
		4*	3*	2*	1*	u/c	4*	3*	2*	1*	u/c	
Sector-wide	Overall	20	51	24	3	2	<div><div></div><div></div><div></div><div></div><div></div></div>					237
	Outputs	18	53	26	2	1	<div><div></div><div></div><div></div><div></div><div></div></div>					
	Impact	26	48	15	0	11	<div><div></div><div></div><div></div><div></div><div></div></div>					
	Environment	25	45	24	6	0	<div><div></div><div></div><div></div><div></div><div></div></div>					
City University of Hong Kong	Overall	8	40	38	7	7	<div><div></div><div></div><div></div><div></div><div></div></div>					43
	Outputs	11	54	30	5	0	<div><div></div><div></div><div></div><div></div><div></div></div>					
	Impact	0	0	50	0	50	<div><div></div><div></div><div></div><div></div><div></div></div>					
	Environment	0	18	62	20	0	<div><div></div><div></div><div></div><div></div><div></div></div>					
The Chinese University of Hong Kong	Overall	14	59	25	2	0	<div><div></div><div></div><div></div><div></div><div></div></div>					10
	Outputs	16	46	35	3	0	<div><div></div><div></div><div></div><div></div><div></div></div>					
	Impact	0	100	0	0	0	<div><div></div><div></div><div></div><div></div><div></div></div>					
	Environment	20	80	0	0	0	<div><div></div><div></div><div></div><div></div><div></div></div>					
The Hong Kong Polytechnic University	Overall	26	47	25	1	1	<div><div></div><div></div><div></div><div></div><div></div></div>					91
	Outputs	14	53	30	1	2	<div><div></div><div></div><div></div><div></div><div></div></div>					
	Impact	50	33	17	0	0	<div><div></div><div></div><div></div><div></div><div></div></div>					
	Environment	58	35	7	0	0	<div><div></div><div></div><div></div><div></div><div></div></div>					
The Hong Kong University of Science and Technology	Overall	31	51	17	1	0	<div><div></div><div></div><div></div><div></div><div></div></div>					28
	Outputs	18	56	25	1	0	<div><div></div><div></div><div></div><div></div><div></div></div>					
	Impact	50	50	0	0	0	<div><div></div><div></div><div></div><div></div><div></div></div>					
	Environment	70	30	0	0	0	<div><div></div><div></div><div></div><div></div><div></div></div>					
The University of Hong Kong	Overall	26	58	13	2	1	<div><div></div><div></div><div></div><div></div><div></div></div>					65
	Outputs	30	50	16	2	2	<div><div></div><div></div><div></div><div></div><div></div></div>					
	Impact	17	83	0	0	0	<div><div></div><div></div><div></div><div></div><div></div></div>					
	Environment	15	70	15	0	0	<div><div></div><div></div><div></div><div></div><div></div></div>					
End of list												

Results of the Research Assessment Exercise 2020

Panel 8 - Law

Sector-wide / university	Quality profile & sub-profiles	Percentage judged to meet the standard of :					<div><div>4*</div><div>3*</div><div>2*</div><div>1*</div><div>u/c</div></div>					No. of eligible staff
		4*	3*	2*	1*	u/c	<div><div></div><div></div><div></div><div></div><div></div></div>	<div><div></div><div></div><div></div><div></div><div></div></div>	<div><div></div><div></div><div></div><div></div><div></div></div>	<div><div></div><div></div><div></div><div></div><div></div></div>		
		4*	3*	2*	1*	u/c	<div><div></div><div></div><div></div><div></div><div></div></div>	<div><div></div><div></div><div></div><div></div><div></div></div>	<div><div></div><div></div><div></div><div></div><div></div></div>	<div><div></div><div></div><div></div><div></div><div></div></div>		
Sector-wide	Overall	26	53	19	2	0	<div><div></div><div></div><div></div><div></div><div></div></div>					95
	Outputs	22	51	24	3	0	<div><div></div><div></div><div></div><div></div><div></div></div>					
	Impact	38	50	12	0	0	<div><div></div><div></div><div></div><div></div><div></div></div>					
	Environment	33	67	0	0	0	<div><div></div><div></div><div></div><div></div><div></div></div>					
City University of Hong Kong	Overall	15	54	27	4	0	<div><div></div><div></div><div></div><div></div><div></div></div>					23
	Outputs	21	46	27	6	0	<div><div></div><div></div><div></div><div></div><div></div></div>					
	Impact	0	50	50	0	0	<div><div></div><div></div><div></div><div></div><div></div></div>					
	Environment	0	100	0	0	0	<div><div></div><div></div><div></div><div></div><div></div></div>					
The Chinese University of Hong Kong	Overall	23	60	15	2	0	<div><div></div><div></div><div></div><div></div><div></div></div>					24
	Outputs	22	53	22	3	0	<div><div></div><div></div><div></div><div></div><div></div></div>					
	Impact	50	50	0	0	0	<div><div></div><div></div><div></div><div></div><div></div></div>					
	Environment	0	100	0	0	0	<div><div></div><div></div><div></div><div></div><div></div></div>					
The University of Hong Kong	Overall	38	44	16	2	0	<div><div></div><div></div><div></div><div></div><div></div></div>					48
	Outputs	22	52	23	3	0	<div><div></div><div></div><div></div><div></div><div></div></div>					
	Impact	50	50	0	0	0	<div><div></div><div></div><div></div><div></div><div></div></div>					
	Environment	100	0	0	0	0	<div><div></div><div></div><div></div><div></div><div></div></div>					

End of list

Results of the Research Assessment Exercise 2020

Panel 9 - Business & Economics

Sector-wide / university	Quality profile & sub-profiles	Percentage judged to meet the standard of :					No. of eligible staff
		4*	3*	2*	1*	u/c	
Sector-wide	Overall	32	38	19	5	6	659
	Outputs	26	37	22	6	9	
	Impact	36	51	9	4	0	
	Environment	55	31	14	0	0	
City University of Hong Kong	Overall	27	35	24	8	6	123
	Outputs	22	36	26	8	8	
	Impact	11	33	34	22	0	
	Environment	67	33	0	0	0	
Hong Kong Baptist University	Overall	17	54	15	8	6	59
	Outputs	21	38	21	12	8	
	Impact	17	83	0	0	0	
	Environment	0	100	0	0	0	
Lingnan University	Overall	11	45	36	6	2	39
	Outputs	12	40	36	9	3	
	Impact	20	80	0	0	0	
	Environment	0	33	67	0	0	
The Chinese University of Hong Kong	Overall	40	37	17	3	3	103
	Outputs	27	40	24	5	4	
	Impact	75	25	0	0	0	
	Environment	67	33	0	0	0	
The Hong Kong Polytechnic University	Overall	28	40	25	4	3	142
	Outputs	19	42	29	5	5	
	Impact	25	67	8	0	0	
	Environment	75	0	25	0	0	
The Hong Kong University of Science and Technology	Overall	48	33	11	4	4	107
	Outputs	42	34	12	6	6	
	Impact	25	63	12	0	0	
	Environment	100	0	0	0	0	
The University of Hong Kong	Overall	45	28	6	2	19	86
	Outputs	32	29	9	3	27	
	Impact	86	14	0	0	0	
	Environment	67	33	0	0	0	

End of list

Results of the Research Assessment Exercise 2020

Panel 10 - Social Sciences

Sector-wide / university	Quality profile & sub-profiles	Percentage judged to meet the standard of :					<div><div>4*</div><div>3*</div><div>2*</div><div>1*</div><div>u/c</div></div>					No. of eligible staff
		4*	3*	2*	1*	u/c	<div><div></div><div></div><div></div><div></div><div></div></div>	<div><div></div><div></div><div></div><div></div><div></div></div>	<div><div></div><div></div><div></div><div></div><div></div></div>	<div><div></div><div></div><div></div><div></div><div></div></div>	<div><div></div><div></div><div></div><div></div><div></div></div>	
Sector-wide	Overall	17	40	37	5	1	<div><div></div><div></div><div></div><div></div><div></div></div>					464
	Outputs	13	39	40	7	1	<div><div></div><div></div><div></div><div></div><div></div></div>					
	Impact	26	50	24	0	0	<div><div></div><div></div><div></div><div></div><div></div></div>					
	Environment	24	40	30	6	0	<div><div></div><div></div><div></div><div></div><div></div></div>					
City University of Hong Kong	Overall	14	42	37	5	2	<div><div></div><div></div><div></div><div></div><div></div></div>					85
	Outputs	9	36	45	7	3	<div><div></div><div></div><div></div><div></div><div></div></div>					
	Impact	29	57	14	0	0	<div><div></div><div></div><div></div><div></div><div></div></div>					
	Environment	20	60	20	0	0	<div><div></div><div></div><div></div><div></div><div></div></div>					
Hong Kong Baptist University	Overall	13	41	43	3	0	<div><div></div><div></div><div></div><div></div><div></div></div>					67
	Outputs	15	39	42	4	0	<div><div></div><div></div><div></div><div></div><div></div></div>					
	Impact	17	50	33	0	0	<div><div></div><div></div><div></div><div></div><div></div></div>					
	Environment	0	40	60	0	0	<div><div></div><div></div><div></div><div></div><div></div></div>					
Lingnan University	Overall	8	30	55	7	0	<div><div></div><div></div><div></div><div></div><div></div></div>					27
	Outputs	12	37	47	4	0	<div><div></div><div></div><div></div><div></div><div></div></div>					
	Impact	0	25	75	0	0	<div><div></div><div></div><div></div><div></div><div></div></div>					
	Environment	0	0	75	25	0	<div><div></div><div></div><div></div><div></div><div></div></div>					
The Chinese University of Hong Kong	Overall	23	45	29	3	0	<div><div></div><div></div><div></div><div></div><div></div></div>					98
	Outputs	15	42	38	5	0	<div><div></div><div></div><div></div><div></div><div></div></div>					
	Impact	33	56	11	0	0	<div><div></div><div></div><div></div><div></div><div></div></div>					
	Environment	50	50	0	0	0	<div><div></div><div></div><div></div><div></div><div></div></div>					
The Education University of Hong Kong	Overall	8	30	52	9	1	<div><div></div><div></div><div></div><div></div><div></div></div>					50
	Outputs	5	29	52	13	1	<div><div></div><div></div><div></div><div></div><div></div></div>					
	Impact	33	34	33	0	0	<div><div></div><div></div><div></div><div></div><div></div></div>					
	Environment	0	25	75	0	0	<div><div></div><div></div><div></div><div></div><div></div></div>					
The Hong Kong Polytechnic University	Overall	12	51	29	6	2	<div><div></div><div></div><div></div><div></div><div></div></div>					38
	Outputs	10	37	42	8	3	<div><div></div><div></div><div></div><div></div><div></div></div>					
	Impact	33	67	0	0	0	<div><div></div><div></div><div></div><div></div><div></div></div>					
	Environment	0	100	0	0	0	<div><div></div><div></div><div></div><div></div><div></div></div>					
The Hong Kong University of Science and Technology	Overall	29	47	21	3	0	<div><div></div><div></div><div></div><div></div><div></div></div>					19
	Outputs	31	46	19	4	0	<div><div></div><div></div><div></div><div></div><div></div></div>					
	Impact	0	50	50	0	0	<div><div></div><div></div><div></div><div></div><div></div></div>					
	Environment	50	50	0	0	0	<div><div></div><div></div><div></div><div></div><div></div></div>					

Results of the Research Assessment Exercise 2020

Panel 10 - Social Sciences

Sector-wide / university	Quality profile & sub-profiles	Percentage judged to meet the standard of :					<div><div>4*</div><div>3*</div><div>2*</div><div>1*</div><div>u/c</div></div>					No. of eligible staff
		4*	3*	2*	1*	u/c	<div><div></div><div></div><div></div><div></div><div></div></div>					
The University of Hong Kong	Overall	22	45	25	7	1	<div><div></div><div></div><div></div><div></div><div></div></div>	80				
	Outputs	14	45	33	6	2	<div><div></div><div></div><div></div><div></div><div></div></div>					
	Impact	33	56	11	0	0	<div><div></div><div></div><div></div><div></div><div></div></div>					
	Environment	50	33	0	17	0	<div><div></div><div></div><div></div><div></div><div></div></div>					
End of list												











Results of the Research Assessment Exercise 2020

Panel 11 - Humanities

Sector-wide / university	Quality profile & sub-profiles	Percentage judged to meet the standard of :					No. of eligible staff
		4*	3*	2*	1*	u/c	
Sector-wide	Overall	22	44	28	5	1	484
	Outputs	17	44	31	6	2	
	Impact	31	44	21	4	0	
	Environment	37	43	20	0	0	
City University of Hong Kong	Overall	5	59	27	6	3	45
	Outputs	7	47	33	8	5	
	Impact	0	75	25	0	0	
	Environment	0	100	0	0	0	
Hong Kong Baptist University	Overall	18	44	33	4	1	66
	Outputs	12	45	36	5	2	
	Impact	33	50	17	0	0	
	Environment	33	34	33	0	0	
Lingnan University	Overall	14	44	39	2	1	49
	Outputs	16	42	37	4	1	
	Impact	0	50	50	0	0	
	Environment	17	50	33	0	0	
The Chinese University of Hong Kong	Overall	36	41	19	4	0	106
	Outputs	25	49	22	4	0	
	Impact	50	20	20	10	0	
	Environment	75	25	0	0	0	
The Education University of Hong Kong	Overall	4	37	47	11	1	54
	Outputs	6	38	43	12	1	
	Impact	0	40	40	20	0	
	Environment	0	25	75	0	0	
The Hong Kong Polytechnic University	Overall	11	46	33	5	5	56
	Outputs	8	42	36	7	7	
	Impact	0	80	20	0	0	
	Environment	33	34	33	0	0	
The Hong Kong University of Science and Technology	Overall	22	49	26	2	1	24
	Outputs	25	33	37	4	1	
	Impact	33	67	0	0	0	
	Environment	0	100	0	0	0	

Results of the Research Assessment Exercise 2020

Panel 11 - Humanities

Sector-wide / university	Quality profile & sub-profiles	Percentage judged to meet the standard of :					4*	3*	2*	1*	u/c	No. of eligible staff
		4*	3*	2*	1*	u/c						
		4*	3*	2*	1*	u/c						
The University of Hong Kong	Overall	41	41	14	2	2	<div><div></div><div></div><div></div><div></div><div></div></div>					84
	Outputs	27	47	20	3	3	<div><div></div><div></div><div></div><div></div><div></div></div>					
	Impact	78	22	0	0	0	<div><div></div><div></div><div></div><div></div><div></div></div>					
	Environment	71	29	0	0	0	<div><div></div><div></div><div></div><div></div><div></div></div>					
End of list												

Results of the Research Assessment Exercise 2020

Panel 12 - Creative Arts, Performing Arts & Design

Sector-wide / university	Quality profile & sub-profiles	Percentage judged to meet the standard of :					No. of eligible staff
		4*	3*	2*	1*	u/c	
Sector-wide	Overall	19	40	30	9	2	132
	Outputs	14	41	32	12	1	
	Impact	33	20	34	6	7	
	Environment	27	55	18	0	0	
City University of Hong Kong	Overall	34	44	18	4	0	27
	Outputs	16	53	25	6	0	
	Impact	50	50	0	0	0	
	Environment	100	0	0	0	0	
Hong Kong Baptist University	Overall	22	37	34	6	1	26
	Outputs	13	35	42	9	1	
	Impact	33	34	33	0	0	
	Environment	50	50	0	0	0	
Lingnan University	Overall	0	22	56	22	0	4
	Outputs	0	31	38	31	0	
	Impact	0	0	100	0	0	
	Environment	0	0	100	0	0	
The Chinese University of Hong Kong	Overall	8	43	27	20	2	15
	Outputs	12	40	27	18	3	
	Impact	0	0	50	50	0	
	Environment	0	100	0	0	0	
The Education University of Hong Kong	Overall	4	31	37	18	10	15
	Outputs	5	34	32	25	4	
	Impact	0	0	50	0	50	
	Environment	0	50	50	0	0	
The Hong Kong Polytechnic University	Overall	42	27	25	6	0	35
	Outputs	17	38	37	8	0	
	Impact	100	0	0	0	0	
	Environment	100	0	0	0	0	
The University of Hong Kong	Overall	21	55	18	3	3	10
	Outputs	30	46	16	3	5	
	Impact	0	50	50	0	0	
	Environment	0	100	0	0	0	

End of list

Results of the Research Assessment Exercise 2020

Panel 13 - Education

Sector-wide / university	Quality profile & sub-profiles	Percentage judged to meet the standard of :					<div><div>4*</div><div>3*</div><div>2*</div><div>1*</div><div>u/c</div></div>					No. of eligible staff
		4*	3*	2*	1*	u/c	<div><div></div><div></div><div></div><div></div><div></div></div>	<div><div></div><div></div><div></div><div></div><div></div></div>	<div><div></div><div></div><div></div><div></div><div></div></div>	<div><div></div><div></div><div></div><div></div><div></div></div>	<div><div></div><div></div><div></div><div></div><div></div></div>	
Sector-wide	Overall	19	40	32	7	2	<div><div></div><div></div><div></div><div></div><div></div></div>					230
	Outputs	11	39	41	7	2	<div><div></div><div></div><div></div><div></div><div></div></div>					
	Impact	47	35	12	0	6	<div><div></div><div></div><div></div><div></div><div></div></div>					
	Environment	25	50	13	12	0	<div><div></div><div></div><div></div><div></div><div></div></div>					
City University of Hong Kong	Overall	6	6	31	17	40	<div><div></div><div></div><div></div><div></div><div></div></div>					6
	Outputs	8	9	33	4	46	<div><div></div><div></div><div></div><div></div><div></div></div>					
	Impact	0	0	50	0	50	<div><div></div><div></div><div></div><div></div><div></div></div>					
	Environment	0	0	0	100	0	<div><div></div><div></div><div></div><div></div><div></div></div>					
Hong Kong Baptist University	Overall	8	47	39	6	0	<div><div></div><div></div><div></div><div></div><div></div></div>					28
	Outputs	12	34	46	8	0	<div><div></div><div></div><div></div><div></div><div></div></div>					
	Impact	0	100	0	0	0	<div><div></div><div></div><div></div><div></div><div></div></div>					
	Environment	0	50	50	0	0	<div><div></div><div></div><div></div><div></div><div></div></div>					
The Chinese University of Hong Kong	Overall	24	44	28	3	1	<div><div></div><div></div><div></div><div></div><div></div></div>					36
	Outputs	13	41	40	5	1	<div><div></div><div></div><div></div><div></div><div></div></div>					
	Impact	50	50	0	0	0	<div><div></div><div></div><div></div><div></div><div></div></div>					
	Environment	50	50	0	0	0	<div><div></div><div></div><div></div><div></div><div></div></div>					
The Education University of Hong Kong	Overall	17	46	30	6	1	<div><div></div><div></div><div></div><div></div><div></div></div>					93
	Outputs	7	40	43	9	1	<div><div></div><div></div><div></div><div></div><div></div></div>					
	Impact	80	20	0	0	0	<div><div></div><div></div><div></div><div></div><div></div></div>					
	Environment	0	100	0	0	0	<div><div></div><div></div><div></div><div></div><div></div></div>					
The University of Hong Kong	Overall	34	32	29	5	0	<div><div></div><div></div><div></div><div></div><div></div></div>					67
	Outputs	16	41	36	7	0	<div><div></div><div></div><div></div><div></div><div></div></div>					
	Impact	50	25	25	0	0	<div><div></div><div></div><div></div><div></div><div></div></div>					
	Environment	100	0	0	0	0	<div><div></div><div></div><div></div><div></div><div></div></div>					
End of list												