

Results of the Research Assessment Exercise 2020

Reading Guide

1. The order of RAE 2020 results in which they are given is alphabetical by the full official name of universities.

Universities

CityU	City University of Hong Kong
HKBU	Hong Kong Baptist University
LU	Lingnan University
CUHK	The Chinese University of Hong Kong
EdUHK	The Education University of Hong Kong
PolyU	The Hong Kong Polytechnic University
HKUST	The Hong Kong University of Science and Technology
HKU	The University of Hong Kong

2. The results are not for comparison purposes and not to be used in a standalone manner. This should be read in conjunction with the Guidance Notes, General Panel Guidelines and Panel-specific Guidelines on Assessment Criteria and Working Methods for the RAE 2020.

3. A Panel produced an overall quality profile by assessing three distinct elements of the assessment – research outputs, impact and environment – to produce a sub-profile for each element. The three sub-profiles of a unit of assessment will be aggregated to form the overall quality profile for the unit of assessment, with the research outputs weighted 70%, impact weighted 15% and environment weighted 15%. The overall quality profile and the sub-profiles shows the proportion of research activity in the submission judged to meet the definitions of starred levels. The sector-wide results and the results at university level by panel in the tables are computed by aggregating the results based on number of submissions.

Overall quality profile categories :

4 star	world leading
3 star	internationally excellent
2 star	international standing
1 star	limited standing
unclassified	

Outputs sub-profile categories :

4 star	world leading in terms of originality, significance and rigour
3 star	internationally excellent in terms of originality, significance and rigour
2 star	international standing in terms of originality, significance and rigour
1 star	research outputs of limited originality, significance and rigour
unclassified	not reaching the standard of 1 star; or not regarded as research outputs in the RAE 2020; or missing item in the submission

Impact sub-profile categories :

4 star	outstanding impacts in terms of their reach and significance
3 star	considerable impacts in terms of their reach and significance
2 star	some impacts in terms of their reach and significance
1 star	limited impacts in terms of their reach and significance
unclassified	the impact is of either no reach or no significance; or the impact was not eligible; or the impact was not underpinned by research produced by the submitting unit; or nil submission

Environment sub-profile categories :

4 star	an environment that is conducive to producing research of world-leading quality, in terms of its vitality and sustainability
3 star	an environment that is conducive to producing research of internationally excellent quality, in terms of its vitality and sustainability
2 star	an environment that is conducive to producing research of internationally recognised quality, in terms of its vitality and sustainability
1 star	an environment that is conducive to producing research of limited quality, in terms of its vitality and sustainability
unclassified	an environment that is not conducive to producing research of 1 star quality; or nil submission

4. In accordance with Guidance Notes paragraph 4.4 –

Universities' assignment of eligible academic staff to a research area and respective units of assessment can be subject to re-assignment by the UGC in case of an anomaly, such as the assignment of certain staff members to a research area and unit of assessment and yet a major part or even all of their research outputs are in the field of other research area(s) or unit(s) of assessment or RAE panel(s). The re-assignment will be based on the recommendations of relevant RAE panel(s) and clarifications made by universities concerned, if any. The re-assignment made will be final in forming the RAE results and no appeal on this will be considered.

The numbers of eligible staff shown in the tables have incorporated re-assignments by the UGC based on the recommendations of relevant RAE panels after considering the clarifications made by the universities concerned.

























5. The number of staff covered by each panel varies significantly. The largest panel covers 650 or more eligible staff, while the smallest only covers about 100. The number of eligible staff in each university and each panel also varies.

6. Universities have made submission to different number of units of assessment in each panel. For example, University A has made submission to only one unit of assessment in the Biology Panel, while University B two.

7. In view of (5) and (6) above, it is neither fair nor appropriate to compare the quality profiles of different universities.

Results of the Research Assessment Exercise 2020

Panel 4 - Electrical & Electronic Engineering UoA 12 - electrical & electronic engineering

Sector-wide / university	Quality profile & sub-profiles	Percentage judged to meet the standard of :					No. of eligible staff	
		4*	3*	2*	1*	u/c		
Sector-wide	Overall	28	50	20	2	0		182
	Outputs	16	54	27	3	0		
	Impact	29	64	7	0	0		
	Environment	80	20	0	0	0		
City University of Hong Kong	Overall	28	50	19	2	1		44
	Outputs	11	57	28	3	1		
	Impact	33	67	0	0	0		
	Environment	100	0	0	0	0		
The Chinese University of Hong Kong	Overall	29	58	13	0	0		32
	Outputs	20	61	19	0	0		
	Impact	0	100	0	0	0		
	Environment	100	0	0	0	0		
The Hong Kong Polytechnic University	Overall	10	59	25	5	1		39
	Outputs	14	49	29	7	1		
	Impact	0	67	33	0	0		
	Environment	0	100	0	0	0		
The Hong Kong University of Science and Technology	Overall	40	40	19	1	0		39
	Outputs	21	50	28	1	0		
	Impact	67	33	0	0	0		
	Environment	100	0	0	0	0		
The University of Hong Kong	Overall	34	45	20	0	1		28
	Outputs	16	54	29	0	1		
	Impact	50	50	0	0	0		
	Environment	100	0	0	0	0		

End of list