

Results of the Research Assessment Exercise 2020

Reading Guide

1. The order of RAE 2020 results in which they are given is alphabetical by the full official name of universities.

Universities

CityU	City University of Hong Kong
HKBU	Hong Kong Baptist University
LU	Lingnan University
CUHK	The Chinese University of Hong Kong
EdUHK	The Education University of Hong Kong
PolyU	The Hong Kong Polytechnic University
HKUST	The Hong Kong University of Science and Technology
HKU	The University of Hong Kong

2. The results are not for comparison purposes and not to be used in a standalone manner. This should be read in conjunction with the Guidance Notes, General Panel Guidelines and Panel-specific Guidelines on Assessment Criteria and Working Methods for the RAE 2020.

3. A Panel produced an overall quality profile by assessing three distinct elements of the assessment – research outputs, impact and environment – to produce a sub-profile for each element. The three sub-profiles of a unit of assessment will be aggregated to form the overall quality profile for the unit of assessment, with the research outputs weighted 70%, impact weighted 15% and environment weighted 15%. The overall quality profile and the sub-profiles shows the proportion of research activity in the submission judged to meet the definitions of starred levels. The sector-wide results and the results at university level by panel in the tables are computed by aggregating the results based on number of submissions.

Overall quality profile categories :

4 star	world leading
3 star	internationally excellent
2 star	international standing
1 star	limited standing
unclassified	

Outputs sub-profile categories :

4 star	world leading in terms of originality, significance and rigour
3 star	internationally excellent in terms of originality, significance and rigour
2 star	international standing in terms of originality, significance and rigour
1 star	research outputs of limited originality, significance and rigour
unclassified	not reaching the standard of 1 star; or not regarded as research outputs in the RAE 2020; or missing item in the submission

Impact sub-profile categories :

4 star	outstanding impacts in terms of their reach and significance
3 star	considerable impacts in terms of their reach and significance
2 star	some impacts in terms of their reach and significance
1 star	limited impacts in terms of their reach and significance
unclassified	the impact is of either no reach or no significance; or the impact was not eligible; or the impact was not underpinned by research produced by the submitting unit; or nil submission

Environment sub-profile categories :

4 star	an environment that is conducive to producing research of world-leading quality, in terms of its vitality and sustainability
3 star	an environment that is conducive to producing research of internationally excellent quality, in terms of its vitality and sustainability
2 star	an environment that is conducive to producing research of internationally recognised quality, in terms of its vitality and sustainability
1 star	an environment that is conducive to producing research of limited quality, in terms of its vitality and sustainability
unclassified	an environment that is not conducive to producing research of 1 star quality; or nil submission

4. In accordance with Guidance Notes paragraph 4.4 –

Universities' assignment of eligible academic staff to a research area and respective units of assessment can be subject to re-assignment by the UGC in case of an anomaly, such as the assignment of certain staff members to a research area and unit of assessment and yet a major part or even all of their research outputs are in the field of other research area(s) or unit(s) of assessment or RAE panel(s). The re-assignment will be based on the recommendations of relevant RAE panel(s) and clarifications made by universities concerned, if any. The re-assignment made will be final in forming the RAE results and no appeal on this will be considered.

The numbers of eligible staff shown in the tables have incorporated re-assignments by the UGC based on the recommendations of relevant RAE panels after considering the clarifications made by the universities concerned.

5. The number of staff covered by each panel varies significantly. The largest panel covers 650 or more eligible staff, while the smallest only covers about 100. The number of eligible staff in each university and each panel also varies.

6. Universities have made submission to different number of units of assessment in each panel. For example, University A has made submission to only one unit of assessment in the Biology Panel, while University B two.

7. In view of (5) and (6) above, it is neither fair nor appropriate to compare the quality profiles of different universities.

Results of the Research Assessment Exercise 2020

Panel 3 - Physical Sciences

Sector-wide / university	Quality profile & sub-profiles	Percentage judged to meet the standard of :					u/c		No. of eligible staff
		4*	3*	2*	1*	u/c			
Sector-wide	Overall	31	54	13	1	1		486	
	Outputs	26	56	15	1	2			
	Impact	36	54	10	0	0			
	Environment	47	50	3	0	0			
City University of Hong Kong	Overall	26	60	13	0	1		90	
	Outputs	28	57	13	0	2			
	Impact	13	62	25	0	0			
	Environment	27	73	0	0	0			
Hong Kong Baptist University	Overall	13	69	17	0	1		38	
	Outputs	19	61	19	0	1			
	Impact	0	75	25	0	0			
	Environment	0	100	0	0	0			
The Chinese University of Hong Kong	Overall	34	56	8	1	1		85	
	Outputs	29	57	11	2	1			
	Impact	25	75	0	0	0			
	Environment	65	35	0	0	0			
The Education University of Hong Kong	Overall	4	44	44	8	0		28	
	Outputs	5	40	43	12	0			
	Impact	0	50	50	0	0			
	Environment	0	63	37	0	0			
The Hong Kong Polytechnic University	Overall	30	62	8	0	0		62	
	Outputs	24	65	11	0	0			
	Impact	40	60	0	0	0			
	Environment	45	55	0	0	0			
The Hong Kong University of Science and Technology	Overall	45	40	12	0	3		95	
	Outputs	30	49	16	0	5			
	Impact	71	29	0	0	0			
	Environment	87	13	0	0	0			
The University of Hong Kong	Overall	41	49	9	1	0		88	
	Outputs	27	58	13	2	0			
	Impact	63	37	0	0	0			
	Environment	85	15	0	0	0			

End of list

Results of the Research Assessment Exercise 2020













UoA 7 - physics & astronomy

Sector-wide / university	Quality profile & sub-profiles	Percentage judged to meet the standard of :					u/c		No. of eligible staff
		4*	3*	2*	1*	u/c			
Sector-wide	Overall	32	59	7	1	1		93	
	Outputs	29	58	10	1	2			
	Impact	25	75	0	0	0			
	Environment	54	46	0	0	0			
City University of Hong Kong	Overall	30	63	7	0	0		10	
	Outputs	38	52	10	0	0			
	Impact	0	100	0	0	0			
	Environment	25	75	0	0	0			
Hong Kong Baptist University	Overall	15	74	11	0	0		8	
	Outputs	22	62	16	0	0			
	Impact	0	100	0	0	0			
	Environment	0	100	0	0	0			
The Chinese University of Hong Kong	Overall	41	47	11	1	0		24	
	Outputs	28	55	15	2	0			
	Impact	50	50	0	0	0			
	Environment	90	10	0	0	0			
The Hong Kong University of Science and Technology	Overall	41	49	5	0	5		30	
	Outputs	30	56	7	0	7			
	Impact	50	50	0	0	0			
	Environment	85	15	0	0	0			
The University of Hong Kong	Overall	31	64	5	0	0		21	
	Outputs	29	64	7	0	0			
	Impact	0	100	0	0	0			
	Environment	70	30	0	0	0			

End of list

Results of the Research Assessment Exercise 2020

UoA 8 - materials science and materials technology

Sector-wide / university	Quality profile & sub-profiles	Percentage judged to meet the standard of :					No. of eligible staff	
		4*	3*	2*	1*	u/c		
Sector-wide	Overall	38	59	3	0	0		42
	Outputs	41	54	5	0	0		
	Impact	25	75	0	0	0		
	Environment	35	65	0	0	0		
City University of Hong Kong	Overall	31	63	6	0	0		23
	Outputs	38	54	8	0	0		
	Impact	0	100	0	0	0		
	Environment	30	70	0	0	0		
The Hong Kong Polytechnic University	Overall	44	54	2	0	0		19
	Outputs	44	53	3	0	0		
	Impact	50	50	0	0	0		
	Environment	40	60	0	0	0		

End of list

Results of the Research Assessment Exercise 2020

UoA 9 - chemistry

Sector-wide / university	Quality profile & sub-profiles	Percentage judged to meet the standard of :					u/c		No. of eligible staff
		4*	3*	2*	1*	u/c			
Sector-wide	Overall	39	53	7	0	1		120	
	Outputs	31	57	10	1	1			
	Impact	60	40	0	0	0			
	Environment	57	43	0	0	0			
City University of Hong Kong	Overall	21	66	10	0	3		24	
	Outputs	24	57	14	1	4			
	Impact	0	100	0	0	0			
	Environment	30	70	0	0	0			
Hong Kong Baptist University	Overall	9	80	8	0	3		14	
	Outputs	13	71	12	0	4			
	Impact	0	100	0	0	0			
	Environment	0	100	0	0	0			
The Chinese University of Hong Kong	Overall	47	45	8	0	0		22	
	Outputs	39	50	11	0	0			
	Impact	50	50	0	0	0			
	Environment	80	20	0	0	0			
The Hong Kong Polytechnic University	Overall	33	57	9	1	0		15	
	Outputs	14	72	12	2	0			
	Impact	100	0	0	0	0			
	Environment	55	45	0	0	0			
The Hong Kong University of Science and Technology	Overall	57	36	6	1	0		24	
	Outputs	44	46	9	1	0			
	Impact	100	0	0	0	0			
	Environment	75	25	0	0	0			
The University of Hong Kong	Overall	59	40	1	0	0		21	
	Outputs	42	56	2	0	0			
	Impact	100	0	0	0	0			
	Environment	100	0	0	0	0			

End of list

Results of the Research Assessment Exercise 2020

UoA 10 - earth sciences (incl. oceanography, meteorology) and other physical sciences (incl. environmental science)

Sector-wide / university	Quality profile & sub-profiles	Percentage judged to meet the standard of :					u/c		No. of eligible staff
		4*	3*	2*	1*	u/c			
Sector-wide	Overall	19	58	22	1	0		46	
	Outputs	17	55	27	1	0			
	Impact	20	60	20	0	0			
	Environment	24	76	0	0	0			
City University of Hong Kong	Overall	9	64	27	0	0		6	
	Outputs	13	70	17	0	0			
	Impact	0	0	100	0	0			
	Environment	0	100	0	0	0			
The Chinese University of Hong Kong	Overall	21	69	7	3	0		7	
	Outputs	25	61	10	4	0			
	Impact	0	100	0	0	0			
	Environment	25	75	0	0	0			
The Education University of Hong Kong	Overall	7	60	32	1	0		15	
	Outputs	10	43	45	2	0			
	Impact	0	100	0	0	0			
	Environment	0	100	0	0	0			
The University of Hong Kong	Overall	33	52	15	0	0		18	
	Outputs	21	58	21	0	0			
	Impact	50	50	0	0	0			
	Environment	70	30	0	0	0			

End of list

Results of the Research Assessment Exercise 2020

UoA 11 - mathematics and statistics

Sector-wide / university	Quality profile & sub-profiles	Percentage judged to meet the standard of :					u/c		No. of eligible staff
		4*	3*	2*	1*	u/c			
Sector-wide	Overall	27	50	19	3	1		185	
	Outputs	20	54	20	4	2			
	Impact	33	47	20	0	0			
	Environment	51	38	11	0	0			
City University of Hong Kong	Overall	31	48	18	0	3		27	
	Outputs	23	58	15	0	4			
	Impact	50	0	50	0	0			
	Environment	50	50	0	0	0			
Hong Kong Baptist University	Overall	16	58	26	0	0		16	
	Outputs	23	50	27	0	0			
	Impact	0	50	50	0	0			
	Environment	0	100	0	0	0			
The Chinese University of Hong Kong	Overall	27	63	6	2	2		32	
	Outputs	24	61	9	3	3			
	Impact	0	100	0	0	0			
	Environment	65	35	0	0	0			
The Education University of Hong Kong	Overall	0	28	55	17	0		13	
	Outputs	0	35	40	25	0			
	Impact	0	0	100	0	0			
	Environment	0	25	75	0	0			
The Hong Kong Polytechnic University	Overall	17	72	11	0	0		28	
	Outputs	15	69	16	0	0			
	Impact	0	100	0	0	0			
	Environment	40	60	0	0	0			
The Hong Kong University of Science and Technology	Overall	40	38	18	0	4		41	
	Outputs	22	47	25	0	6			
	Impact	67	33	0	0	0			
	Environment	100	0	0	0	0			
The University of Hong Kong	Overall	43	39	14	3	1		28	
	Outputs	18	56	20	5	1			
	Impact	100	0	0	0	0			
	Environment	100	0	0	0	0			

End of list